




Certificate of Analysis

Laboratory Sample ID: TE50108005-001



Production Method: Alcohol
Harvest/Lot ID: 120924.ST3
Batch#: 25-0107-20
Manufacturing Date: 2025-01-07
Lot Date: 2025-01-07
Harvest Date: 10/18/24
Sample Size Received: 73.79 gram
Total Amount: 1 units
Retail Product Size: 59.1471 ml
Retail Serving Size: 2 ml
Servings: 1
Sample Density: 1.08 g/mL
Ordered: 01/07/25
Sampled: 01/08/25
Sample Collection Time: 12:00 PM
Completed: 01/11/25
Revision Date: 01/13/25

PASSED

Pages 1 of 4

Jan 13, 2025 | Sublime Brands
 License # 00000014ESNA15249640
 1101 N 21st Ave
 Phoenix, AZ, 85009, US

SAFETY RESULTS

| | | | | | | | | |
|--|---|---|--|--|---|--|--|---|
|  Pesticides NOT TESTED |  Heavy Metals NOT TESTED |  Microbials PASSED |  Mycotoxins NOT TESTED |  Residuals Solvents NOT TESTED |  Filtration NOT TESTED |  Water Activity NOT TESTED |  Moisture NOT TESTED |  Miscellaneous NOT TESTED |
|--|---|---|--|--|---|--|--|---|

Cannabinoid **PASSED**

| | | |
|--|--|---|
|  Total THC 0.1713% Total THC/Container : 109.42 mg |  Total CBD ND Total CBD/Container : 0.00 mg |  Total Cannabinoids 0.1803% Total Cannabinoids/Container : 115.17 mg |
|--|--|---|

| | D9-THC | THCA | CBD | CBDA | CBG | CBGA | CBN | D8-THC | THCV | CBDV | CBC |
|---------|---------|--------|--------|--------|--------|--------|--------|--------|--------|--------|--------|
| % | 0.1713 | ND | ND | ND | 0.0058 | ND | 0.0021 | ND | ND | ND | 0.0011 |
| mg/unit | 109.425 | ND | ND | ND | 3.705 | ND | 1.341 | ND | ND | ND | 0.703 |
| LOQ | 0.0010 | 0.0010 | 0.0010 | 0.0010 | 0.0010 | 0.0010 | 0.0010 | 0.0010 | 0.0010 | 0.0010 | 0.0010 |
| | % | % | % | % | % | % | % | % | % | % | % |

Analyzed by: 312, 359, 272, 399 Weight: 2.0705g Extraction date: 01/08/25 14:45:22 Extracted by: 333

Analysis Method : SOP.T.30.500, SOP.T.30.031, SOP.T.40.031
 Analytical Batch : TE007161POT
 Instrument Used : TE-004 "Duke Leto" (Flower) Batch Date : 01/07/25 16:52:57
 Analyzed Date : 01/09/25 04:06:25

Dilution : 6
 Reagent : N/A
 Consumables : N/A
 Pipette : N/A

Full spectrum cannabinoid analysis utilizing High Performance Liquid Chromatography with Photo Diode Array detector (HPLC-PDA) for analysis. (Methods: SOP.T.30.500 for sample homogenization, SOP.T.30.031 for sample prep, SOP.T.40.031 for analysis on Shimadzu LC-20X0 series HPLCs). Potency results for cannabis flower products are reported on an "as received" basis, without moisture correction.



1231 W. Warner Road, Suite 105
 Tempe, AZ, 85284, US
 (480) 220-4470

Kaycha Labs

SIP Watermelon 100mg
 Hybrid
 Matrix : Infused
 Type: Beverage



Certificate of Analysis

PASSED

Sublime Brands

1101 N 21st Ave
 Phoenix, AZ, 85009, US
 Telephone: (602) 525-4966
 Email: info@sublimeaz.com
 License # : 00000014ESNA15249640

Sample : TE50108005-001
 Harvest/Lot ID: 120924.ST3
 Lot Date : 01/07/25

Batch# : 25-0107-20
 Sampled : 01/08/25
 Ordered : 01/08/25

Sample Size Received : 73.79 gram
 Total Amount : 1 units
 Completed : 01/11/25 Expires: 01/13/26
 Sample Method : SOP Client Method

Page 2 of 4

| | | |
|--|------------------|---------------|
| | Microbial | PASSED |
|--|------------------|---------------|

| Analyte | LOQ | Units | Result | Pass / Fail | Action Level |
|----------------------|---------|-------|-------------------|-------------|--------------|
| SALMONELLA SPP | 0.0000 | | Not Present in 1g | PASS | |
| ESCHERICHIA COLI REC | 10.0000 | CFU/g | <10 | PASS | 100 |

| | | | |
|-------------------------------|---------------|---------------------------------------|----------------------|
| Analyzed by: 331, 272, 399 | Weight: 1g | Extraction date: 01/09/25 18:39:32 | Extracted by: 331 |
|-------------------------------|---------------|---------------------------------------|----------------------|

Analysis Method : SOP.T.40.056B, SOP.T.40.058.FL, SOP.T.40.208, SOP.T.40.209.AZ
 Analytical Batch : TE007177MIC
 Instrument Used : TE-234 "bioMerieux GENE-UP" Batch Date : 01/08/25 15:06:11
 Analyzed Date : 01/11/25 08:42:03

Dilution : 10
 Reagent : N/A
 Consumables : N/A
 Pipette : N/A

This Kaycha Labs Certification shall not be reproduced, unless in its entirety, without written approval from Kaycha Labs. The results relate only to the material or product analyzed. ND=Not Detected, ppm=Parts Per Million, ppb=Parts Per Billion, RSD=Relative Standard Deviation. Limit of Detection (LOD) and Limit Of Quantitation (LOQ) are terms used to describe the smallest concentration that can be detected and reliably measured by an analytical procedure, respectively. Action Levels are State-determined thresholds based on the action limits published in Table 3.1 of 9 A.A.C. 17 and 9 A.A.C. 18. The Measurement of Uncertainty (MU) error is available from the lab upon request. The "Decision Rule" for pass/fail does not include the MU. Any calculated totals may contain rounding errors. Testing results were obtained according to requirements stated in QMS.100.010.AZ Quality Manual.

Ariel Gonzales
 Lab Director
 State License #
 00000024LCMD66604568
 ISO 17025 Accreditation # 97164

Signature
 01/11/25

Revision: #1 - Corrected batch/lot ID per client request



1231 W. Warner Road, Suite 105
 Tempe, AZ, 85284, US
 (480) 220-4470

Kaycha Labs

SIP Watermelon 100mg
 Hybrid
 Matrix : Infused
 Type: Beverage



Certificate of Analysis

PASSED

Sublime Brands

1101 N 21st Ave
 Phoenix, AZ, 85009, US
Telephone: (602) 525-4966
Email: info@sublimeaz.com
License # : 00000014ESNA15249640

Sample : TE50108005-001
Harvest/Lot ID: 120924.ST3
Lot Date : 01/07/25

Batch# : 25-0107-20
Sampled : 01/08/25
Ordered : 01/08/25

Sample Size Received : 73.79 gram
Total Amount : 1 units
Completed : 01/11/25 **Expires:** 01/13/26
Sample Method : SOP Client Method

Page 3 of 4

COMMENTS

* Confident Cannabis sample ID: 2501KLAZ0024.0115



* Cannabinoid TE50108005-001POT
 1 - M1: CBD

This Kaycha Labs Certification shall not be reproduced, unless in its entirety, without written approval from Kaycha Labs. The results relate only to the material or product analyzed. ND=Not Detected, ppm=Parts Per Million, ppb=Parts Per Billion, RSD=Relative Standard Deviation. Limit of Detection (LOD) and Limit Of Quantitation (LOQ) are terms used to describe the smallest concentration that can be detected and reliably measured by an analytical procedure, respectively. Action Levels are State-determined thresholds based on the action limits published in Table 3.1 of 9 A.A.C. 17 and 9 A.A.C. 18. The Measurement of Uncertainty (MU) error is available from the lab upon request. The "Decision Rule" for pass/fail does not include the MU. Any calculated totals may contain rounding errors. Testing results were obtained according to requirements stated in QMS.100.010.AZ Quality Manual.

Ariel Gonzales
 Lab Director
 State License #
 00000024LCMD66604568
 ISO 17025 Accreditation # 97164

Signature
 01/11/25

Revision: #1 - Corrected batch/lot ID per client request



1231 W. Warner Road, Suite 105
Tempe, AZ, 85284, US
(480) 220-4470

Kaycha Labs

SIP Watermelon 100mg
Hybrid
Matrix : Infused
Type: Beverage



Certificate of Analysis

PASSED

Sublime Brands

1101 N 21st Ave
Phoenix, AZ, 85009, US
Telephone: (602) 525-4966
Email: info@sublimeaz.com
License # : 00000014ESNA15249640

Sample : TE50108005-001
Harvest/Lot ID: 120924.ST3
Lot Date : 01/07/25
Batch# : 25-0107-20
Sampled : 01/08/25
Ordered : 01/08/25

Sample Size Received : 73.79 gram
Total Amount : 1 units
Completed : 01/11/25 Expires: 01/13/26
Sample Method : SOP Client Method

Page 4 of 4

COMMENTS

* Confident Cannabis sample ID: 2501KLAZ0024.0115



This Kaycha Labs Certification shall not be reproduced, unless in its entirety, without written approval from Kaycha Labs. The results relate only to the material or product analyzed. ND=Not Detected, ppm=Parts Per Million, ppb=Parts Per Billion, RSD=Relative Standard Deviation. Limit of Detection (LOD) and Limit Of Quantitation (LOQ) are terms used to describe the smallest concentration that can be detected and reliably measured by an analytical procedure, respectively. Action Levels are State-determined thresholds based on the action limits published in Table 3.1 of 9 A.A.C. 17 and 9 A.A.C. 18. The Measurement of Uncertainty (MU) error is available from the lab upon request. The "Decision Rule" for pass/fail does not include the MU. Any calculated totals may contain rounding errors. Testing results were obtained according to requirements stated in QMS.100.010.AZ Quality Manual.

Ariel Gonzales
Lab Director
State License #
00000024LCMD66604568
ISO 17025 Accreditation # 97164

Signature
01/11/25

Revision: #1 - Corrected batch/lot ID per client request



Certificate of Analysis

Laboratory Sample ID: TE41211005-001



Production Method: Alcohol (Non-Ethanol Extraction)

Batch#: 120924.ST3

Manufacturing Date: 2024-12-09

Lot Date : 2024-12-09

Harvest Date: 10/18/23

Sample Size Received: 32.19 gram

Total Amount: 7 gram

Retail Product Size: 11 gram

Retail Serving Size: 11 gram

Servings: 1

Ordered: 12/10/24

Sampled: 12/11/24

Sample Collection Time: 10:15 AM

Completed: 12/17/24

PASSED

Pages 1 of 6

Dec 17, 2024 | Sublime Brands

License # 00000014ESNA15249640

1101 N 21st Ave
Phoenix, AZ, 85009, US

SAFETY RESULTS



Pesticides
PASSED



Heavy Metals
PASSED



Microbials
PASSED



Mycotoxins
PASSED



Residuals Solvents
PASSED



Filtration
NOT TESTED



Water Activity
NOT TESTED



Moisture
NOT TESTED

MISC.



Terpenes
NOT TESTED



Cannabinoid

PASSED



Total THC
91.1225%



Total CBD
ND



Total Cannabinoids
96.7651%

| | D9-THC | THCA | CBD | CBDA | CBG | CBGA | CBN | D8-THC | THCV | CBDV | CBC |
|------|---------|--------|--------|--------|--------|--------|--------|--------|--------|--------|--------|
| % | 91.1225 | ND | ND | ND | 3.6366 | ND | 1.3235 | ND | ND | ND | ND |
| mg/g | 911.225 | ND | ND | ND | 36.366 | ND | 13.235 | ND | ND | ND | ND |
| LOQ | 0.0010 | 0.0010 | 0.0010 | 0.0010 | 0.0010 | 0.0010 | 0.0010 | 0.0010 | 0.0010 | 0.0010 | 0.0010 |
| % | % | % | % | % | % | % | % | % | % | % | % |

Analyzed by:
312, 359, 272, 399

Weight:
0.1571g

Extraction date:
12/11/24 18:15:52

Extracted by:
312

Analysis Method : SOP.T.30.500, SOP.T.30.031, SOP.T.40.031
Analytical Batch : TE006851POT
Instrument Used : TE-245 "Muad'Dib" (Infused)
Analyzed Date : 12/17/24 09:46:55

Batch Date : 12/11/24 12:34:50

Dilution : 800
Reagent : N/A
Consumables : N/A
Pipette : N/A

Full spectrum cannabinoid analysis utilizing High Performance Liquid Chromatography with Photo Diode Array detector (HPLC-PDA) for analysis. (Methods: SOP.T.30.500 for sample homogenization, SOP.T.30.031 for sample prep, SOP.T.40.031 for analysis on Shimadzu LC-20X0 series HPLCs). Potency results for cannabis flower products are reported on an "as received" basis, without moisture correction.

This Kaycha Labs Certification shall not be reproduced, unless in its entirety, without written approval from Kaycha Labs. The results relate only to the material or product analyzed. ND=Not Detected, ppm=Parts Per Million, ppb=Parts Per Billion, RSD=Relative Standard Deviation. Limit of Detection (LOD) and Limit Of Quantitation (LOQ) are terms used to describe the smallest concentration that can be detected and reliably measured by an analytical procedure, respectively. Action Levels are State-determined thresholds based on the action limits published in Table 3.1 of 9 A.A.C. 17 and 9 A.A.C. 18. The Measurement of Uncertainty (MU) error is available from the lab upon request. The "Decision Rule" for pass/fail does not include the MU. Any calculated totals may contain rounding errors. Testing results were obtained according to requirements stated in QMS.100.010.AZ Quality Manual.

Ariel Gonzales
Lab Director

State License #
0000024LCMD66604568
ISO 17025 Accreditation # 97164

Signature
12/17/24



Certificate of Analysis

PASSED

Sublime Brands

1101 N 21st Ave
Phoenix, AZ, 85009, US
Telephone: (602) 525-4966
Email: info@sublimeaz.com
License #: 00000014ESNA15249640

Sample : **TE41211005-001**

Lot Date : 12/09/24
Batch# : 120924.ST3
Sampled : 12/11/24
Ordered : 12/11/24

Sample Size Received : 32.19 gram
Total Amount : 7 gram
Completed : 12/17/24 Expires: 12/17/25
Sample Method : SOP Client Method

Page 2 of 6



Pesticides

PASSED

| Pesticide | LOQ | Units | Action Level | Pass/Fail | Result | Pesticide | LOQ | Units | Action Level | Pass/Fail | Result |
|-----------------------------|--------|-------|--------------|-----------|--------|---|--------|-------|--------------|-----------|--------|
| AVERMECTINS (ABAMECTIN B1A) | 0.2500 | ppm | 0.5 | PASS | ND | TOTAL SPINOSAD | 0.1000 | ppm | 0.2 | PASS | ND |
| ACEPHATE | 0.2000 | ppm | 0.4 | PASS | ND | SPIROMESIFEN | 0.1000 | ppm | 0.2 | PASS | ND |
| ACETAMIPRID | 0.1000 | ppm | 0.2 | PASS | ND | SPIROTETRAMAT | 0.1000 | ppm | 0.2 | PASS | ND |
| ALDICARB | 0.2000 | ppm | 0.4 | PASS | ND | SPIROXAMINE | 0.2000 | ppm | 0.4 | PASS | ND |
| AZOXYSTROBIN | 0.1000 | ppm | 0.2 | PASS | ND | TEBUCONAZOLE | 0.2000 | ppm | 0.4 | PASS | ND |
| BIFENAZATE | 0.1000 | ppm | 0.2 | PASS | ND | THIACLOPRID | 0.1000 | ppm | 0.2 | PASS | ND |
| BIFENTHRIN | 0.1000 | ppm | 0.2 | PASS | ND | THIAMETHOXAM | 0.1000 | ppm | 0.2 | PASS | ND |
| BOSCALID | 0.2000 | ppm | 0.4 | PASS | ND | TRIFLOXYSTROBIN | 0.1000 | ppm | 0.2 | PASS | ND |
| CARBARYL | 0.1000 | ppm | 0.2 | PASS | ND | CHLORFENAPYR * | 0.3000 | ppm | 1 | PASS | ND |
| CARBOFURAN | 0.1000 | ppm | 0.2 | PASS | ND | CYFLUTHRIN * | 0.5000 | ppm | 1 | PASS | ND |
| CHLORANTRANILPROLE | 0.1000 | ppm | 0.2 | PASS | ND | Analyzed by: 152, 272, 399 Weight: 0.5072g Extraction date: 12/11/24 14:57:26 Extracted by: 152 Analysis Method : SOP.T.30.500, SOP.T.30.104.AZ, SOP.T.40.104.AZ Analytical Batch : TE006843PES Instrument Used : TE-262 *MS/MS - Pest/Myco 2*, TE-117 UHPLC - Pest/Myco 2 Batch Date : 12/11/24 09:53:25 Analyzed Date : 12/13/24 10:35:55 Dilution : 25 Reagent : 120424.R29; 120224.R12; 121024.R08; 121024.R09; 120924.R01; 120624.R01; 120624.R03; 120624.R02 Consumables : 947.110; 00334980-5; 052024CH01; 210705-306-D; 269336; GD23006; 426060-JG Pipette : TE-062 SN:20C50491; TE-064 SN:20B27672 (100-1000uL) Pesticide screening is carried out using LC-MS/MS supplemented by GC-MS/MS for volatile pesticides. (Methods: SOP.T.30.500 for sample homogenization, SOP.T.30.104.AZ for sample prep, and SOP.T.40.104.AZ for analysis on ThermoScientific Altis TSQ with Vanquish UHPLC). Analyzed by: 152, 272, 399 Weight: 0.5072g Extraction date: 12/11/24 14:57:26 Extracted by: 152 Analysis Method : SOP.T.30.500, SOP.T.30.104.AZ, SOP.T.40.154.AZ Analytical Batch : TE006867VOL Instrument Used : TE-117 UHPLC - Pest/Myco 2, TE-262 *MS/MS - Pest/Myco 2 Batch Date : 12/12/24 11:00:05 Analyzed Date : 12/13/24 10:37:16 Dilution : 25 Reagent : 120424.R29; 120224.R12; 121024.R08; 121024.R09; 120924.R01; 120624.R01; 120624.R03; 120624.R02 Consumables : 947.110; 00334980-5; 052024CH01; 210705-306-D; 269336; GD23006; 426060-JG Pipette : TE-062 SN:20C50491; TE-064 SN:20B27672 (100-1000uL) Supplemental pesticide screening using GC-MS/MS to quantitatively screen for Chlorfenapyr, Cyfluthrin, Cypermethrin, and Diazinon; as well as the qualitative confirmation of Dichlorvos, Permethrins, Piperonyl Butoxide, Prallethrin, Propiconazole, Pyrethrins, and Tebuconazole which are all quantitatively screened using LC-MS/MS. (Methods: SOP.T.30.500 for sample homogenization, SOP.T.30.104.AZ for sample prep, and SOP.T.40.154.AZ for analysis using a ThermoScientific 1310-series GC equipped with a TriPlus RSH autosampler and detected on a TSQ 9000-series mass spectrometer). | | | | | |
| CHLORPYRIFOS | 0.1000 | ppm | 0.2 | PASS | ND | | | | | | |
| CLOFENTZINE | 0.1000 | ppm | 0.2 | PASS | ND | | | | | | |
| CYPERMETHRIN | 0.5000 | ppm | 1 | PASS | ND | | | | | | |
| DIAZINON | 0.1000 | ppm | 0.2 | PASS | ND | | | | | | |
| DAMINOZIDE | 0.5000 | ppm | 1 | PASS | ND | | | | | | |
| DICHLORVOS (DDVP) | 0.0500 | ppm | 0.1 | PASS | ND | | | | | | |
| DIMETHOATE | 0.1000 | ppm | 0.2 | PASS | ND | | | | | | |
| ETHOPROPHOS | 0.1000 | ppm | 0.2 | PASS | ND | | | | | | |
| ETOFENPROX | 0.2000 | ppm | 0.4 | PASS | ND | | | | | | |
| ETOXAZOLE | 0.1000 | ppm | 0.2 | PASS | ND | | | | | | |
| FENOXICARB | 0.1000 | ppm | 0.2 | PASS | ND | | | | | | |
| FENPYROXIMATE | 0.2000 | ppm | 0.4 | PASS | ND | | | | | | |
| FIPRONIL | 0.2000 | ppm | 0.4 | PASS | ND | | | | | | |
| FLONICAMID | 0.5000 | ppm | 1 | PASS | ND | | | | | | |
| FLUDIOXONIL | 0.2000 | ppm | 0.4 | PASS | ND | | | | | | |
| HEXYTHIAZOX | 0.5000 | ppm | 1 | PASS | ND | | | | | | |
| IMAZALIL | 0.1000 | ppm | 0.2 | PASS | ND | | | | | | |
| IMIDACLOPRID | 0.2000 | ppm | 0.4 | PASS | ND | | | | | | |
| KRESOXIM-METHYL | 0.2000 | ppm | 0.4 | PASS | ND | | | | | | |
| MALATHION | 0.1000 | ppm | 0.2 | PASS | ND | | | | | | |
| METALAXYL | 0.1000 | ppm | 0.2 | PASS | ND | | | | | | |
| METHIOCARB | 0.1000 | ppm | 0.2 | PASS | ND | | | | | | |
| METHOMYL | 0.2000 | ppm | 0.4 | PASS | ND | | | | | | |
| MYCLOBUTANIL | 0.1000 | ppm | 0.2 | PASS | ND | | | | | | |
| NALED | 0.2500 | ppm | 0.5 | PASS | ND | | | | | | |
| OXAMYL | 0.5000 | ppm | 1 | PASS | ND | | | | | | |
| PACLOBUTRAZOL | 0.2000 | ppm | 0.4 | PASS | ND | | | | | | |
| TOTAL PERMETHRINS | 0.1000 | ppm | 0.2 | PASS | ND | | | | | | |
| PHOSMET | 0.1000 | ppm | 0.2 | PASS | ND | | | | | | |
| PIPERONYL BUTOXIDE | 1.0000 | ppm | 2 | PASS | ND | | | | | | |
| PRALLETHRIN | 0.1000 | ppm | 0.2 | PASS | ND | | | | | | |
| PROPICONAZOLE | 0.2000 | ppm | 0.4 | PASS | ND | | | | | | |
| PROPOXUR | 0.1000 | ppm | 0.2 | PASS | ND | | | | | | |
| TOTAL PYRETHRINS | 0.5000 | ppm | 1 | PASS | ND | | | | | | |
| PYRIDABEN | 0.1000 | ppm | 0.2 | PASS | ND | | | | | | |

This Kaycha Labs Certification shall not be reproduced, unless in its entirety, without written approval from Kaycha Labs. The results relate only to the material or product analyzed. ND=Not Detected, ppm=Parts Per Million, ppb=Parts Per Billion, RSD=Relative Standard Deviation. Limit of Detection (LOD) and Limit Of Quantitation (LOQ) are terms used to describe the smallest concentration that can be detected and reliably measured by an analytical procedure, respectively. Action Levels are State-determined thresholds based on the action limits published in Table 3.1 of 9 A.A.C. 17 and 9 A.A.C. 18. The Measurement of Uncertainty (MU) error is available from the lab upon request. The "Decision Rule" for pass/fail does not include the MU. Any calculated totals may contain rounding errors. Testing results were obtained according to requirements stated in QMS.100.010.AZ Quality Manual.

Ariel Gonzales

Lab Director

State License #
0000024LCMD66604568
ISO 17025 Accreditation # 97164

Signature
12/17/24



Certificate of Analysis

PASSED
Sublime Brands


 1101 N 21st Ave
 Phoenix, AZ, 85009, US
 Telephone: (602) 525-4966
 Email: info@sublimeaz.com
 License #: 00000014ESNA15249640

Sample : TE41211005-001

 Lot Date : 12/09/24
 Batch# : 120924.ST3
 Sampled : 12/11/24
 Ordered : 12/11/24

 Sample Size Received : 32.19 gram
 Total Amount : 7 gram
 Completed : 12/17/24 Expires: 12/17/25
 Sample Method : SOP Client Method

Page 3 of 6



Residual Solvents

PASSED

| Solvents | LOQ | Units | Action Level | Pass/Fail | Result |
|-------------------|-----------|-------|--------------|-----------|--------|
| BUTANES | 2400.0000 | ppm | 5000 | PASS | ND |
| METHANOL | 1440.0000 | ppm | 3000 | PASS | ND |
| PENTANES | 2400.0000 | ppm | 5000 | PASS | ND |
| ETHANOL | 2400.0000 | ppm | 5000 | PASS | ND |
| ETHYL ETHER | 2400.0000 | ppm | 5000 | PASS | ND |
| ACETONE | 480.0000 | ppm | 1000 | PASS | ND |
| 2-PROPANOL | 2400.0000 | ppm | 5000 | PASS | ND |
| ACETONITRILE | 196.8000 | ppm | 410 | PASS | ND |
| DICHLOROMETHANE | 288.0000 | ppm | 600 | PASS | ND |
| HEXANES | 139.2000 | ppm | 290 | PASS | ND |
| ETHYL ACETATE | 2400.0000 | ppm | 5000 | PASS | ND |
| CHLOROFORM | 28.8000 | ppm | 60 | PASS | ND |
| BENZENE | 1.2000 | ppm | 2 | PASS | ND |
| ISOPROPYL ACETATE | 2400.0000 | ppm | 5000 | PASS | ND |
| HEPTANE | 2400.0000 | ppm | 5000 | PASS | ND |
| TOLUENE | 427.2000 | ppm | 890 | PASS | ND |
| XYLENES | 1041.6000 | ppm | 2170 | PASS | ND |

| | | | |
|------------------------------------|--------------------|---------------------------------------|----------------------|
| Analyzed by: 445, 334, 272, 399 | Weight: 0.0193g | Extraction date: 12/11/24 15:38:25 | Extracted by: 445 |
|------------------------------------|--------------------|---------------------------------------|----------------------|

Analysis Method : SOP.T.40.044.AZ
 Analytical Batch : TE006844SOL
 Instrument Used : TE-092 "GC - Solvents 1", TE-095 "MS - Solvents 1", TE-098 "Injector - Solvents 1", TE-100 "HS - Solvents 1", TE-113 "Vacuum Pump - Solvents 1" Batch Date : 12/11/24 10:40:24
 Analyzed Date : 12/12/24 12:00:49

Dilution : N/A
 Reagent : 120224.01; 121024.04; 110724.07
 Consumables : H109203-1; 430274; 43027A; GD23006
 Pipette : N/A

Residual solvents screening is performed using GC-MS which can detect below single digit ppm concentrations. (Method: SOP.T.40.044.AZ for sample prep and analysis via ThermoScientific 1310-series GC equipped with a TriPlus 500 Headspace autosampler and detection carried out by ISQ7000-series mass spectrometer). Butanes are reported as the sum of n-Butane and Isobutane. Pentanes are reported as the sum of n-Pentane, Isopentane, and Neopentane. Hexanes are reported as the sum of n-Hexane, 2-Methylpentane, 3-Methylpentane, 2,2-Dimethylbutane, and 2,3-Dimethylbutane. Xylenes are reported as the sum of Ethyl Benzene, m-Xylene, p-Xylene, and o-Xylene.





Certificate of Analysis

PASSED



Sublime Brands


1101 N 21st Ave
Phoenix, AZ, 85009, US
Telephone: (602) 525-4966
Email: info@sublimeaz.com
License #: 00000014ESNA15249640

Sample : TE41211005-001

Lot Date : 12/09/24
Batch# : 120924.ST3
Sample Size Received : 32.19 gram
Total Amount : 7 gram
Sampled : 12/11/24
Completed : 12/17/24 Expires: 12/17/25
Ordered : 12/11/24
Sample Method : SOP Client Method

Page 4 of 6

|  Microbial PASSED | | | | | |  Mycotoxins PASSED | | | | | |
|---|---------|-------|-------------------|-------------|--------------|---|---------|-------|--------|-------------|--------------|
| Analyte | LOQ | Units | Result | Pass / Fail | Action Level | Analyte | LOQ | Units | Result | Pass / Fail | Action Level |
| SALMONELLA SPP | 0.0000 | | Not Present in 1g | PASS | | TOTAL AFLATOXINS | 4.8510 | ppb | ND | PASS | 20 |
| ASPERGILLUS FLAVUS | 0.0000 | | Not Present in 1g | PASS | | AFLATOXIN B1 | 4.8510 | ppb | ND | PASS | 20 |
| ASPERGILLUS FUMIGATUS | 0.0000 | | Not Present in 1g | PASS | | AFLATOXIN B2 | 5.9400 | ppb | ND | PASS | 20 |
| ASPERGILLUS NIGER | 0.0000 | | Not Present in 1g | PASS | | AFLATOXIN G1 | 6.2700 | ppb | ND | PASS | 20 |
| ASPERGILLUS TERREUS | 0.0000 | | Not Present in 1g | PASS | | AFLATOXIN G2 | 10.7250 | ppb | ND | PASS | 20 |
| ESCHERICHIA COLI REC | 10.0000 | CFU/g | <10 | PASS | 100 | OCHRATOXIN A | 12.0000 | ppb | ND | PASS | 20 |
| Analyzed by: 331, 272, 399 Weight: 0.9918g Extraction date: 12/14/24 13:26:37 Extracted by: 331 | | | | | | Analyzed by: 152, 272, 399 Weight: 0.5072g Extraction date: 12/11/24 14:57:26 Extracted by: 152 | | | | | |
| Analysis Method : SOP.T.40.056B, SOP.T.40.058.FL, SOP.T.40.208, SOP.T.40.209.AZ Analytical Batch : TE006859MIC Instrument Used : TE-234 "bioMerieux GENE-UP" Batch Date : 12/12/24 09:55:27 Analyzed Date : 12/14/24 20:12:46 | | | | | | Analysis Method : SOP.T.30.500, SOP.T.30.104.AZ, SOP.T.40.104.AZ Analytical Batch : TE006868MYC Instrument Used : TE-262 "MS/MS - Pest/Myco 2,TE-117 UHPLC - Batch Date : 12/12/24 11:01:04 Analyzed Date : 12/13/24 10:40:12 | | | | | |
| Dilution : 10 Reagent : N/A Consumables : N/A Pipette : N/A | | | | | | Dilution : 25 Reagent : 120424.R29; 120224.R12; 121024.R08; 121024.R09; 120924.R01; 120624.R01; 120624.R03; 120624.R02 Consumables : 947.110; 00334980-5; 052024CH01; 210705-306-D; 269336; GD23006; 426060-JG Pipette : TE-062 SN:20C50491; TE-064 SN:20B27672 (100-1000uL) | | | | | |

|  Heavy Metals PASSED | | | | | |
|---|--------|-------|--------|-------------|--------------|
| Metal | LOQ | Units | Result | Pass / Fail | Action Level |
| ARSENIC | 0.2000 | ppm | ND | PASS | 0.4 |
| CADMIUM | 0.2000 | ppm | ND | PASS | 0.4 |
| LEAD | 0.5000 | ppm | ND | PASS | 1 |
| MERCURY | 0.1000 | ppm | ND | PASS | 0.2 |
| Analyzed by: 398, 272, 399 Weight: 0.2065g Extraction date: 12/12/24 10:29:03 Extracted by: 432,398 | | | | | |
| Analysis Method : SOP.T.30.500, SOP.T.30.084.AZ, SOP.T.40.084.AZ Analytical Batch : TE006852HEA Instrument Used : TE-153 "Bill" Batch Date : 12/11/24 13:18:33 Analyzed Date : 12/13/24 07:06:29 | | | | | |
| Dilution : 50 Reagent : 122623.01; 121024.R10; 120924.R02; 081624.04; 112624.11; 100121.01 Consumables : 052024CH01; 210705-306-D; 269336 Pipette : TE-063 SN:20C50490 (20-200uL); TE-110 SN:20B18338 (100-1000uL) | | | | | |

Heavy Metals screening is performed using ICP-MS (Inductively Coupled Plasma - Mass Spectrometer) which can screen down to below single digit ppb concentrations for regulated heavy metals. (Methods: SOP.T.30.500 for sample homogenization, SOP.T.30.084.AZ for sample prep by microwave digestion, and SOP.T.40.084.AZ for analysis by ThermoScientific iCAP RQ ICP-MS).





1231 W. Warner Road, Suite 105
Tempe, AZ, 85284, US
(480) 220-4470

Kaycha Labs

Bulk Distillate
Hybrid
Matrix : Concentrate
Type: Distillate



Certificate of Analysis

PASSED

Sublime Brands

1101 N 21st Ave
Phoenix, AZ, 85009, US
Telephone: (602) 525-4966
Email: info@sublimeaz.com
License # : 00000014ESNA15249640

Sample : TE41211005-001

Lot Date : 12/09/24
Batch# : 120924.ST3
Sampled : 12/11/24
Ordered : 12/11/24

Sample Size Received : 32.19 gram
Total Amount : 7 gram
Completed : 12/17/24 Expires: 12/17/25
Sample Method : SOP Client Method

Page 5 of 6

COMMENTS

* Confident Cannabis sample ID: 2412KLAZ0901.3740



* Cannabinoid TE41211005-001POT

1 - M3:D9-THC

* Residual TE41211005-001SOL

1 - V1- Benzene; M2- Xylenes

This Kaycha Labs Certification shall not be reproduced, unless in its entirety, without written approval from Kaycha Labs. The results relate only to the material or product analyzed. ND=Not Detected, ppm=Parts Per Million, ppb=Parts Per Billion, RSD=Relative Standard Deviation. Limit of Detection (LOD) and Limit Of Quantitation (LOQ) are terms used to describe the smallest concentration that can be detected and reliably measured by an analytical procedure, respectively. Action Levels are State-determined thresholds based on the action limits published in Table 3.1 of 9 A.A.C. 17 and 9 A.A.C. 18. The Measurement of Uncertainty (MU) error is available from the lab upon request. The "Decision Rule" for pass/fail does not include the MU. Any calculated totals may contain rounding errors. Testing results were obtained according to requirements stated in QMS.100.010.AZ Quality Manual.

Ariel Gonzales

Lab Director

State License #
00000024LCMD66604568
ISO 17025 Accreditation # 97164

Signature
12/17/24



1231 W. Warner Road, Suite 105
Tempe, AZ, 85284, US
(480) 220-4470

Kaycha Labs

Bulk Distillate
Hybrid
Matrix : Concentrate
Type: Distillate



Certificate of Analysis

PASSED

Sublime Brands

1101 N 21st Ave
Phoenix, AZ, 85009, US
Telephone: (602) 525-4966
Email: info@sublimeaz.com
License # : 00000014ESNA15249640

Sample : TE41211005-001

Lot Date : 12/09/24
Batch# : 120924.ST3
Sampled : 12/11/24
Ordered : 12/11/24

Sample Size Received : 32.19 gram
Total Amount : 7 gram
Completed : 12/17/24 Expires: 12/17/25
Sample Method : SOP Client Method

Page 6 of 6

COMMENTS

* Confident Cannabis sample ID: 2412KLAZ0901.3740



This Kaycha Labs Certification shall not be reproduced, unless in its entirety, without written approval from Kaycha Labs. The results relate only to the material or product analyzed. ND=Not Detected, ppm=Parts Per Million, ppb=Parts Per Billion, RSD=Relative Standard Deviation. Limit of Detection (LOD) and Limit Of Quantitation (LOQ) are terms used to describe the smallest concentration that can be detected and reliably measured by an analytical procedure, respectively. Action Levels are State-determined thresholds based on the action limits published in Table 3.1 of 9 A.A.C. 17 and 9 A.A.C. 18. The Measurement of Uncertainty (MU) error is available from the lab upon request. The "Decision Rule" for pass/fail does not include the MU. Any calculated totals may contain rounding errors. Testing results were obtained according to requirements stated in QMS.100.010.AZ Quality Manual.

Ariel Gonzales

Lab Director

State License #
00000024LCMD66604568
ISO 17025 Accreditation # 97164

Signature
12/17/24